



Ivy Preparatory Academy, Inc

 1807 Memorial Dr SE, Atlanta, GA 30317

 (404)622-2727

 Grades: K-8

 Enrollment: 509 students

Note: For information on educator qualifications and other federal reporting requirements, [click here](#).

Discipline data are available in the [K-12 Student Discipline Dashboard](#).

Performance Snapshot

- Ivy Preparatory Academy, Inc's **overall performance is higher than 6% of schools in the state.**
- Its elementary students' **academic growth is higher than 42% of elementary schools in the state.**
- Its middle school students' **academic growth is higher than 25% of middle schools in the state.**
- 41.2% of its 3rd grade students are reading at or above the grade level target.**
- 69.0% of its 8th grade students are reading at or above the grade level target.**

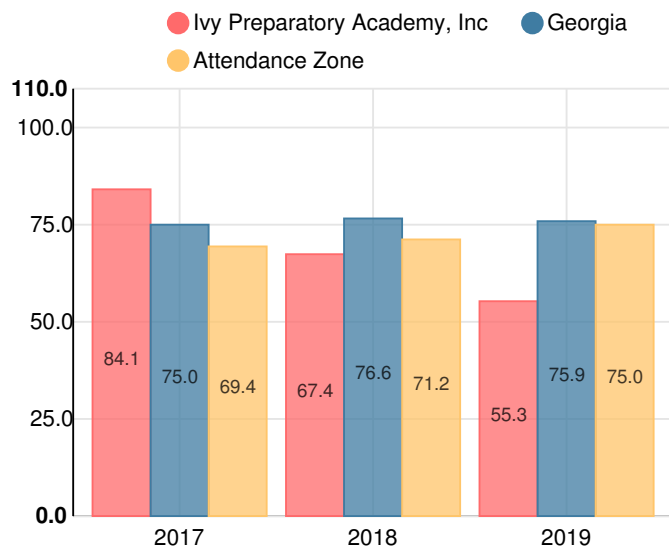
School Wide

F55.3

Year	Ivy Preparatory Academy, Inc
2019	F
2018	D
2017	B
2016	F
2015	F

Grade conversion	
A	90 - 100
B	80 - 89.9
C	70 - 79.9
D	60 - 69.9
F	0 - 59.9

CCRPI Single Score



Student Mobility Rate

12.0%

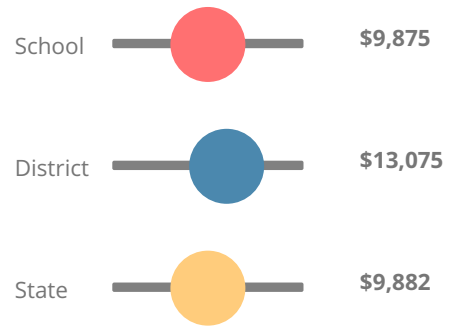
School Climate Star Rating



Financial Efficiency Star Rating

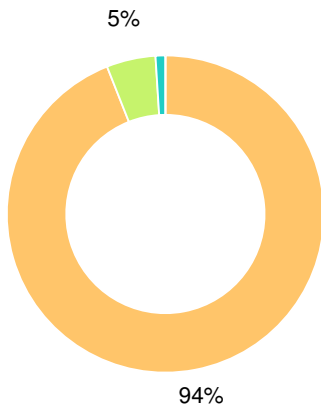


Per Pupil Expenditures



Race/Ethnicity

- Asian/Pacific Islander
- American Indian/Alaskan
- Black
- Hispanic
- Multi-racial
- White



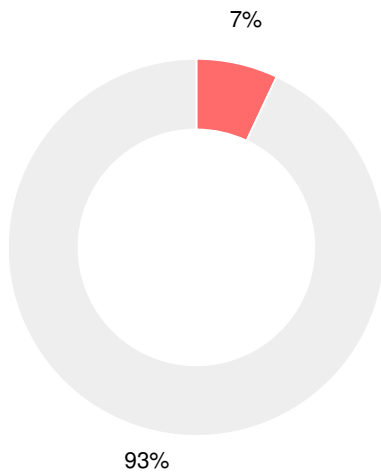
Economically Disadvantaged (ED)

- ED
- Not ED




Students with Disability (SWD)

- SWD
- Not SWD



English Language Learners (ELL)

- ELL
- Not ELL



Elementary

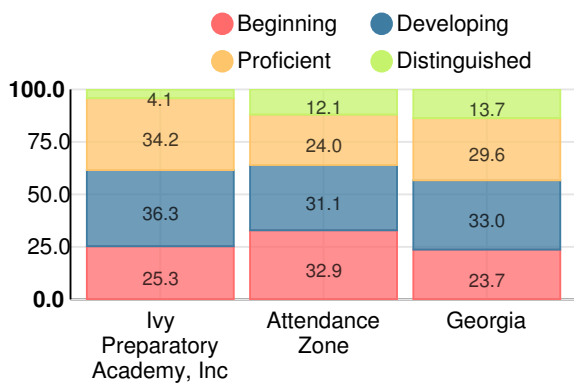
CCRPI Score

Ivy Preparatory Academy, Inc

Indicator	2019
Content Mastery	44.7
Progress	80.9
Closing Gaps	0.0
Readiness	43.7
CCRPI Score	50.5

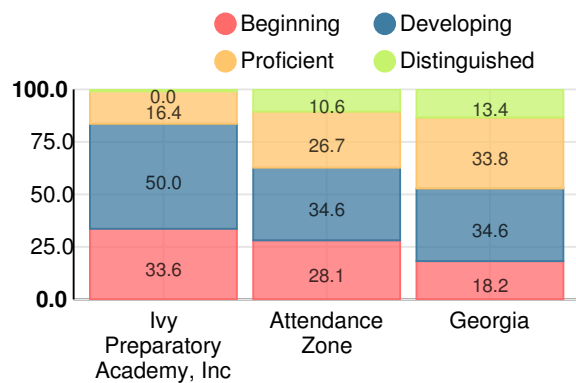
English

Percent of students scoring in each performance level on 2019 Georgia Milestones for elementary grades



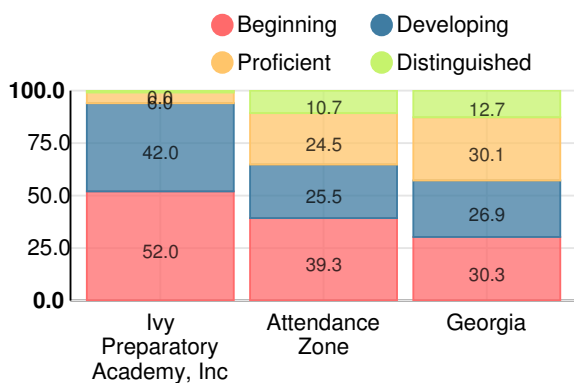
Mathematics

Percent of students scoring in each performance level on 2019 Georgia Milestones for elementary grades



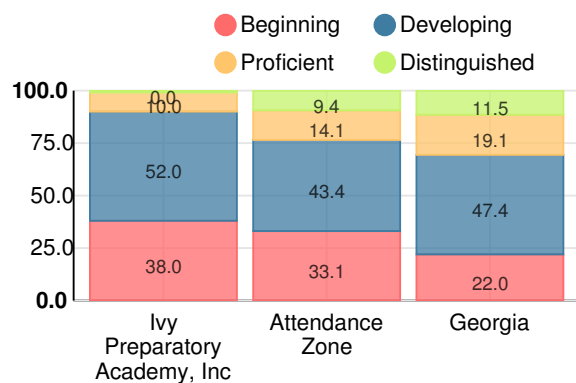
Science

Percent of students scoring in each performance level on 2019 Georgia Milestones for elementary grades



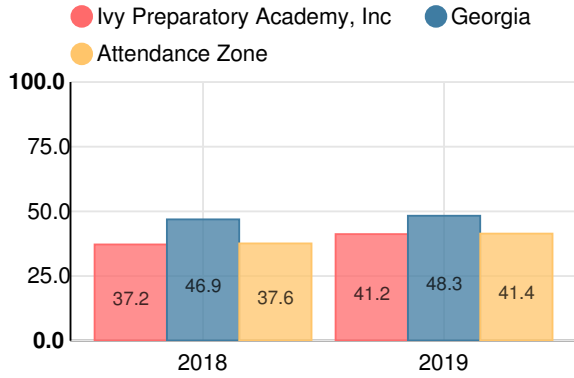
Social Studies

Percent of students scoring in each performance level on 2019 Georgia Milestones for elementary grades



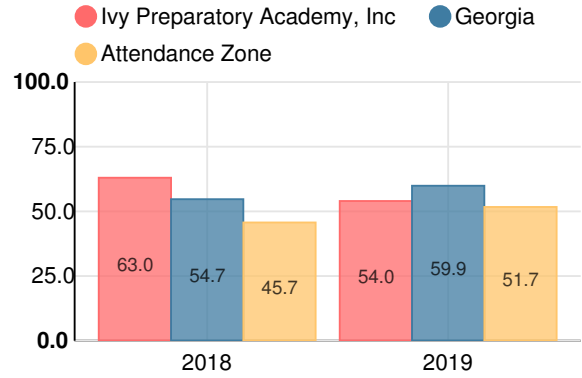
**Reading at or above the Grade Level Target
(3rd Grade)**

Percent of students in grade 3 achieving Lexile measure equal to or greater than 670



**Reading at or above the Grade Level Target
(5th Grade)**

Percent of students in grade 5 achieving Lexile measure equal to or greater than 920



Middle School

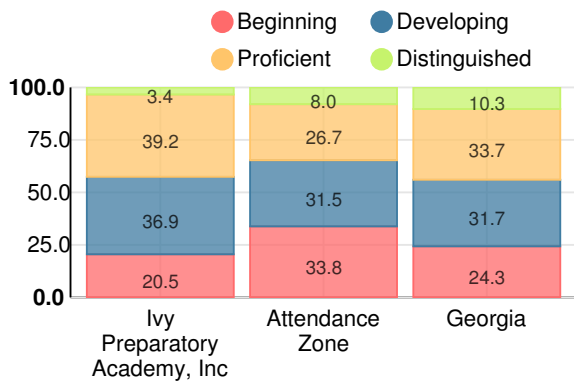
CCRPI Score

Ivy Preparatory Academy, Inc

Indicator	2019
Content Mastery	54.5
Progress	74.6
Closing Gaps	50.0
Readiness	66.3
CCRPI Score	63.2

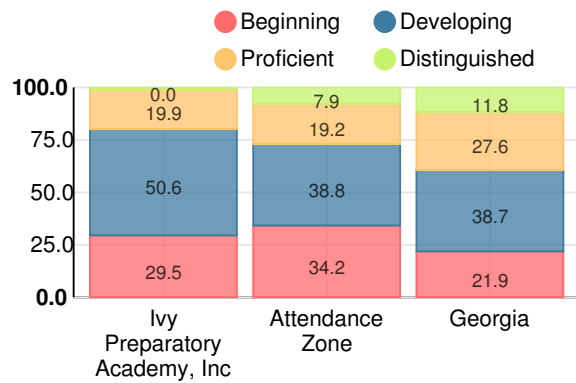
English

Percent of students scoring in each performance level on 2019 Georgia Milestones for middle school grades



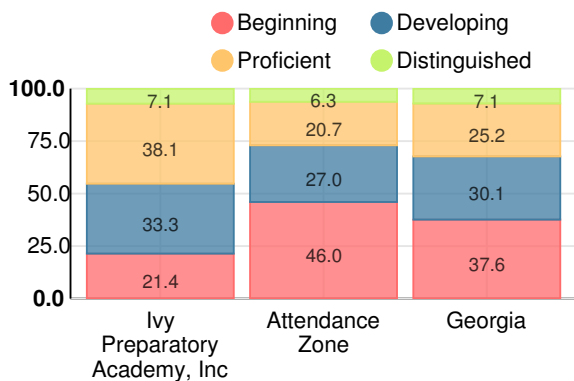
Mathematics

Percent of students scoring in each performance level on 2019 Georgia Milestones for middle school grades



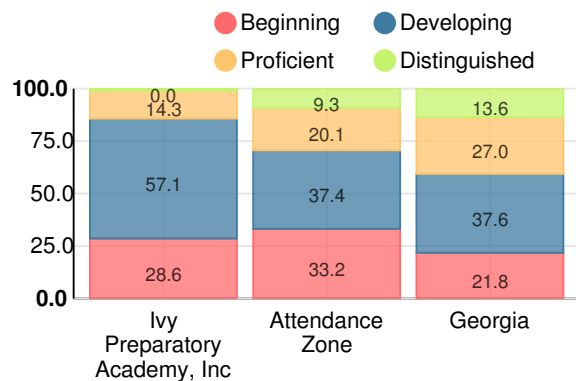
Science

Percent of students scoring in each performance level on 2019 Georgia Milestones for middle school grades



Social Studies

Percent of students scoring in each performance level on 2019 Georgia Milestones for middle school grades



Reading at or above the Grade Level Target (8th Grade)

Percent of students in grade 8 achieving Lexile measure greater than 1097

